

More cautious tone to market sentiment

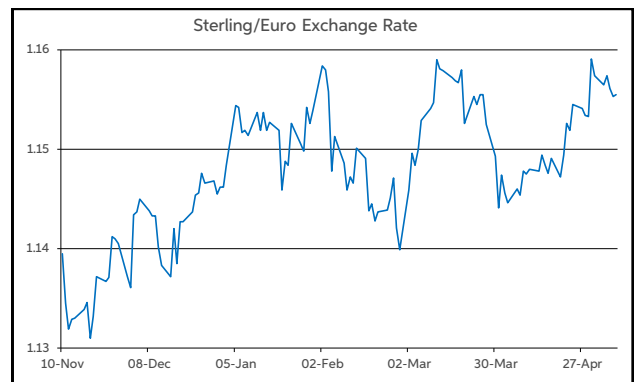
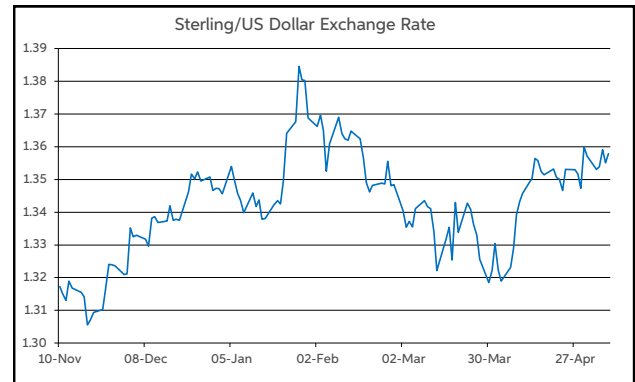
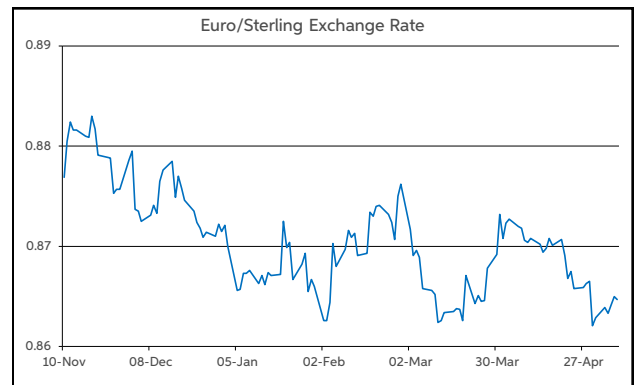
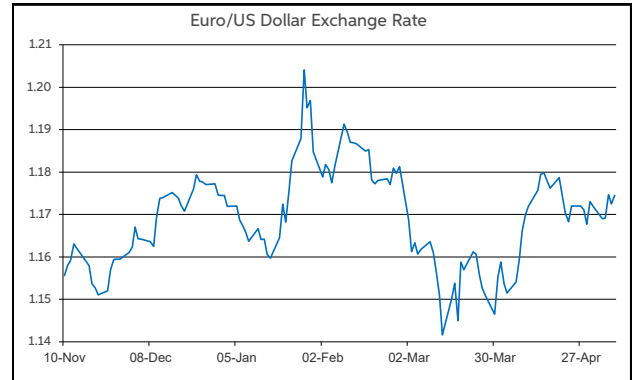
After Wednesday's equity market rally on the back of optimism over a possible end to the Middle East conflict, there was a more cautious tone to proceedings yesterday. Market participants were awaiting Iran's response to the US proposal on a framework to bring an end to the war and set in process a 30-day period of detailed negotiations for a permanent peace deal. Some exchange of fire in the region added to the risk averse tone to investor sentiment.

The 'risk off' mood was evident on equity markets on both sides of the Atlantic. The Euro Stoxx fell by 0.9%, which followed a 2.7% gain on Wednesday. Meanwhile, at the closing bell on Wall Street last night, the S&P 500 was 0.4% lower on the day. On commodity markets, oil prices did experience some volatility yesterday. At one stage, Brent crude traded back below the \$100 per barrel threshold, to trade near to \$98 but moved back up to \$100-101 p/bbl amid the on-going uncertainty/tensions in the Gulf region.

Currency-wise, the majors were confined to narrow trading ranges yesterday. At certain stages, the dollar was on the defensive, coinciding with the aforementioned fall in oil prices. This was reflected in EUR/USD moving into the upper half of \$1.17-1.18 and GBP/USD above the \$1.36 handle. However, as oil prices moved back up, the dollar also adjusted. As a result, EUR/USD starts today at the midpoint of \$1.17-1.18, similar to yesterday's open. Meanwhile, GBP/USD is below \$1.36. Elsewhere on the currency front, EUR/GBP is operating in a tight corridor in and around the midpoint of 86-87p.

Looking ahead to today, developments in relation to the Middle East conflict will continue to warrant attention. However, there is also some important US macro data scheduled for release today, with a raft of labour market updates for April due. This includes the always eagerly anticipated non-farm payrolls number.

John Fahey, Senior Economist, AIB



Today's Opening FX Rates			
		% Change	
		Day *	End 2025
EUR/USD	1.1745	-0.04	0.00
EUR/GBP	0.8647	0.08	-0.78
GBP/USD	1.3579	-0.13	0.79
GBP/EUR	1.1561	-0.08	0.79
USD/JPY	156.78	0.28	0.08
EUR/JPY	184.16	0.23	0.09

* v Previous Day's European Open
See Next Page for More Rates

Opening Interest Rates						
Base Rate	Money Market			Swap Rates		
	1-Mth	3-Mth	1-Yr	2-Yr	5-Yr	
USD	3.63	3.63	3.64	3.73	4.02	4.02
EUR	2.00	1.97	2.24	2.71	2.79	2.85
GBP	3.75	3.72	3.79	4.20	4.50	4.50

All rates quoted are indicative market rates

See Next Page For More Rates & Charts

CONTACTS		
AIB Customer Treasury Services business.treasury@aib.ie aib.corporatetreasury@aib.ie aib.ie/fxcentre	Customer Treasury Services GB treasury.gb@aib.ie aibgb.co.uk/fxcentre	Customer Treasury Services NI TreasuryNI@aib.ie aibni.co.uk/fxcentre

Opening Levels

Friday 08 May 2026
07:08 am



Euro

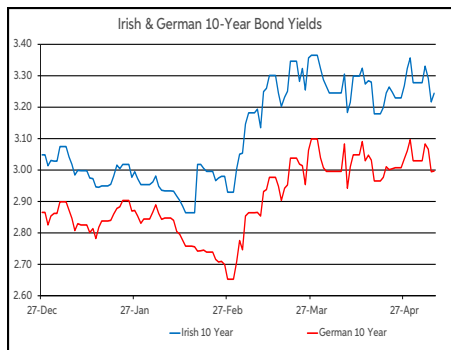
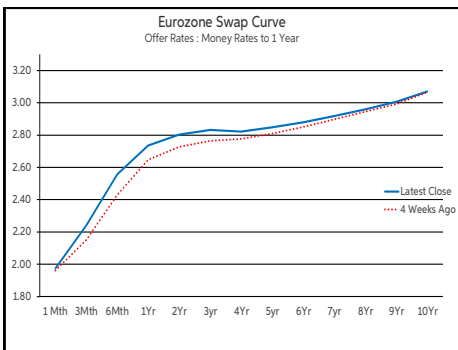
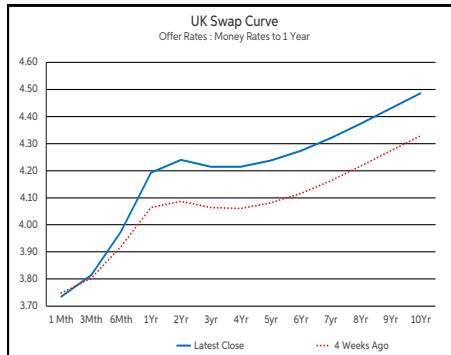
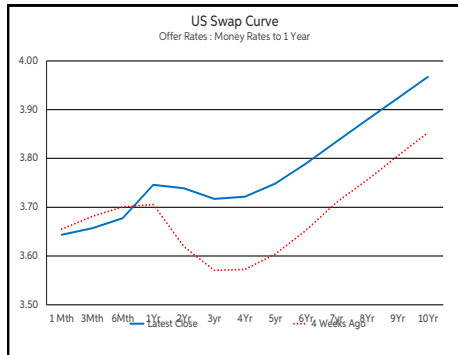
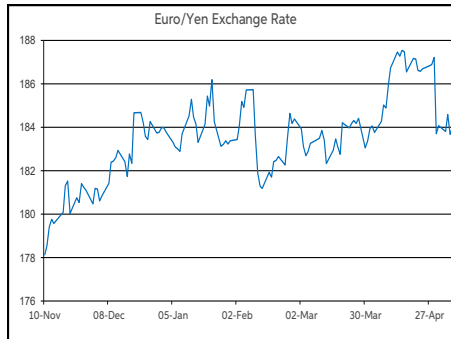
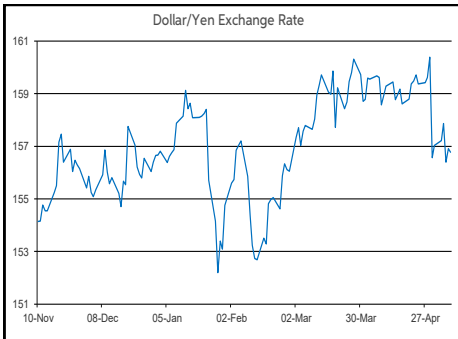
EUR/GBP	0.8647
EUR/USD	1.1745
EUR/JPY	184.16
EUR/SEK	10.8735
EUR/DKK	7.4726
EUR/NOK	10.9164
EUR/CHF	0.9151
EUR/AUD	1.6248
EUR/HKD	9.1934
EUR/CAD	1.6033

Sterling

GBP/EUR	1.1561
GBP/USD	1.3579
GBP/CAD	1.8533
GBP/NZD	2.2807
GBP/JPY	212.91
GBP/SEK	12.5722
GBP/DKK	8.6399
GBP/NOK	12.6218
GBP/CHF	1.058
GBP/AUD	1.8785

Dollar

USD/JPY	156.78
USD/CAD	1.365
USD/CHF	0.7791
USD/CNY	6.8012
USD/BRL	4.9302
USD/RUB	74.8
USD/INR	94.4175
AUD/USD	0.7226
NZD/USD	0.5951



Debt Markets

	Close	Change bps		
		Day	4 Weeks	End 25
10 Year Yield %				
US	4.39	+4	+10	+24
Germany	3.00	+0	-1	+13
UK	4.95	+1	+20	+48
5 Year Swap %				
Ireland	3.24	+3	+3	+22
Belgium	3.44	-1	+1	+10
France	3.62	-1	-1	+6
Italy	3.74	-2	-1	+23
Spain	3.42	-1	-2	+13
Portugal	3.38	+0	-4	+22
Greece	3.66	-2	-10	+18
2 Year Swap %				
US	4.02	+5	+18	+30
Eurozone	2.85	+3	+6	+28
UK	4.48	+2	+21	+59
10 Year Government Bond Spreads to Benchmark bps				
Ireland	25	+2	+4	+8
Belgium	45	-1	+2	-4
France	62	-1	+1	-8
Italy	74	-2	+0	+9
Spain	42	-1	-0	-1
Portugal	38	+0	-3	+8
Greece	66	-2	-9	+5

Commodities

	Close	% Change		
		Day	4 Weeks	End 25
Brent Oil	100.06	-1.19	+4.32	+64.44
West Texas Oil	98.38	-0.37	-1.24	+71.81
Gold \$	4685.2	-0.08	-1.65	+8.60

This publication is for information purposes and is not an invitation to deal. The information is believed to be reliable but is not guaranteed. Any expressions of opinions are subject to change without notice. This publication is not to be reproduced in whole or in part without prior permission. In the Republic of Ireland it is distributed by Allied Irish Banks, p.l.c. In the UK it is distributed by Allied Irish Banks, p.l.c. and Allied Irish Bank (GB). In Northern Ireland it is distributed by Allied Irish Bank (NI). In the United States of America it is distributed by Allied Irish Banks, p.l.c. Allied Irish Banks, p.l.c. is regulated by the Central Bank of Ireland. Allied Irish Bank (GB) and AIB (NI) are trade marks used under licence by AIB Group (UK) p.l.c. (a wholly owned subsidiary of Allied Irish Banks, p.l.c.), incorporated in Northern Ireland. Registered Office 92 Ann Street, Belfast BT1 3HH. Registered Number NI018800. Authorised by the Prudential Regulation Authority and regulated by the Financial Conduct Authority and the Prudential Regulation Authority. In the United States of America, Allied Irish Banks, p.l.c., New York Branch, is a branch licensed by the New York State Department of Financial Services. Deposits and other investment products are not FDIC insured, they are not guaranteed by any bank and they may lose value. Please note that telephone calls may be recorded in line with market practice.