

Dollar rises again, as sterling comes under pressure

Equity markets gathered further momentum on both sides of the Atlantic yesterday, as President Trump suggested that China was willing to play a part in re-opening the Strait of Hormuz. The Euro Stoxx 50 rose by 1.3%, while on Wall Street, the S&P 500 gained 0.8%. However, risk appetite has soured overnight, with oil prices rising somewhat once again. Brent Crude oil is currently up above \$107/bbl.

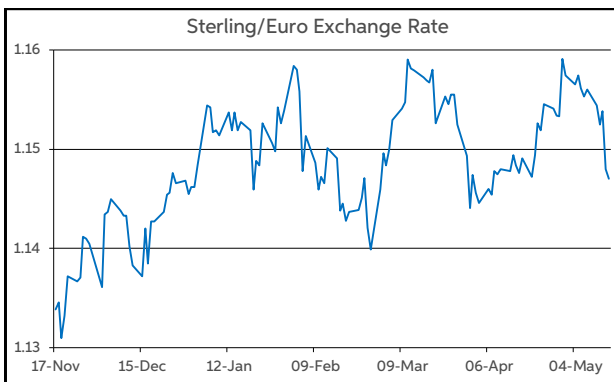
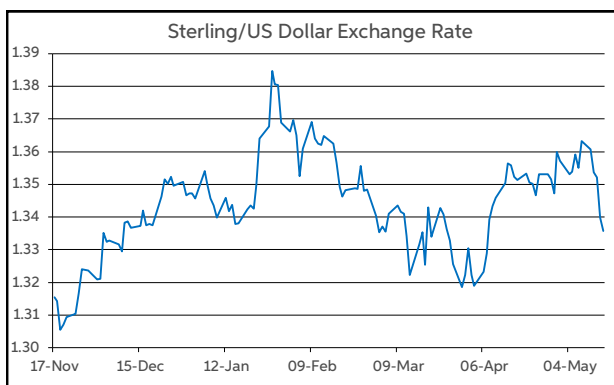
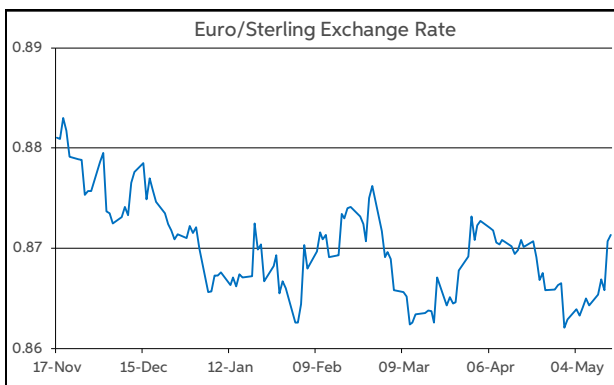
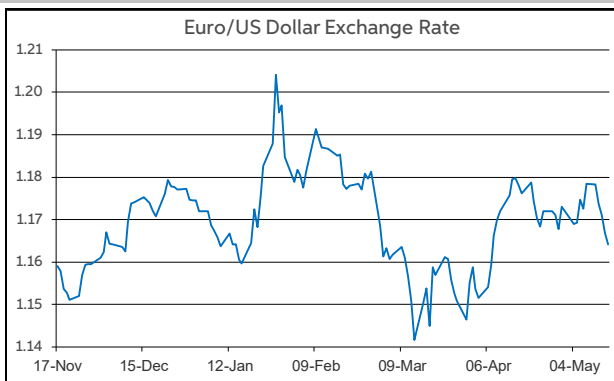
Data-wise, US retail sales for April were released yesterday. The headline measure rose by 0.5% as expected, while the control group (a key underlying sales metric) increased by 0.5% also, compared to 0.4% forecast. Overall, the data suggests that US consumer spending remained robust at the start of Q2. The release coincided with a modest firming in US rate expectations. Market are now fully pricing in a rate hike from the Fed in Q1 2027.

Currency-wise, the dollar has remained in the ascendancy once more over the past 24 hours. The greenback has been supported by the firming in US rate expectations, and gained further ground overnight, amid the softer tone to investor sentiment. At the same time, sterling has been on the defensive, amid ongoing questions regarding PM Starmer's position.

In level terms, this is reflected by EUR/USD opening this morning back below the midpoint of \$1.16-1.17. EUR/GBP is operating north of the 87p mark. Meantime, GBP/USD is down at the halfway mark of \$1.33-1.34. USD/JPY remains between ¥158-159.

Looking ahead to today, the macro data calendar is relatively sparse. US industrial production figures for April are the only release of note. Meanwhile, investors will once again, be keeping a close eye on developments in the Middle East, Westminster, and Beijing.

Daniel Noonan, Economist, AIB



Today's Opening FX Rates			
		% Change	
		Day *	End 2025
EUR/USD	1.1641	-0.62	-0.89
EUR/GBP	0.8713	0.64	-0.02
GBP/USD	1.3356	-1.27	-0.87
GBP/EUR	1.1472	-0.63	0.02
USD/JPY	158.43	0.35	1.14
EUR/JPY	184.44	-0.26	0.24

* v Previous Day's European Open
See Next Page for More Rates

Opening Interest Rates						
		Money Market		Swap Rates		
Base Rate	1-Mth	3-Mth	1-Yr	2-Yr	5-Yr	
USD	3.63	3.61	3.64	3.82	4.18	4.19
EUR	2.00	1.99	2.28	2.78	2.91	2.95
GBP	3.75	3.73	3.83	4.28	4.63	4.61

All rates quoted are indicative market rates

See Next Page For More Rates & Charts

CONTACTS		
AIB Customer Treasury Services business.treasury@aib.ie aib.corporatetreasury@aib.ie aib.ie/fxcentre	Customer Treasury Services GB treasury.gb@aib.ie aibgb.co.uk/fxcentre	Customer Treasury Services NI TreasuryNI@aib.ie aibni.co.uk/fxcentre

Opening Levels

Friday 15 May 2026
07:50 am



Euro

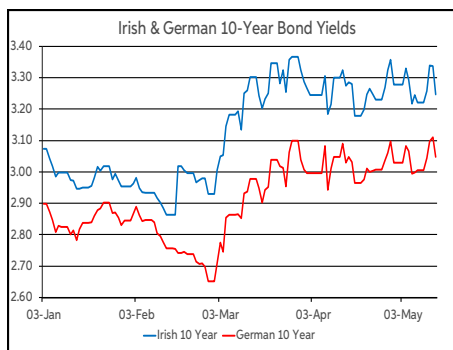
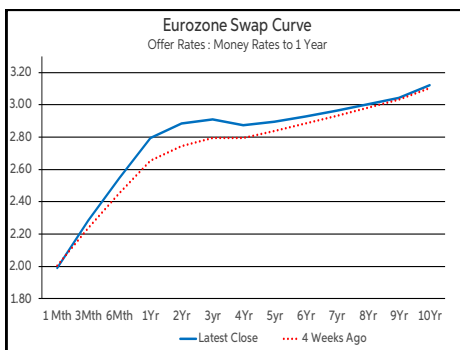
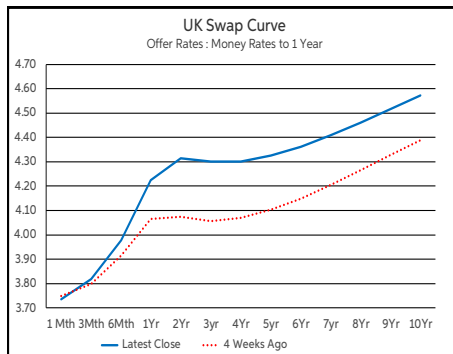
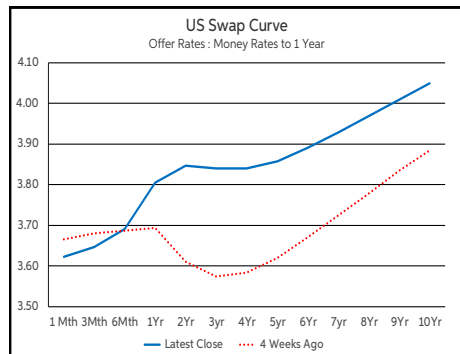
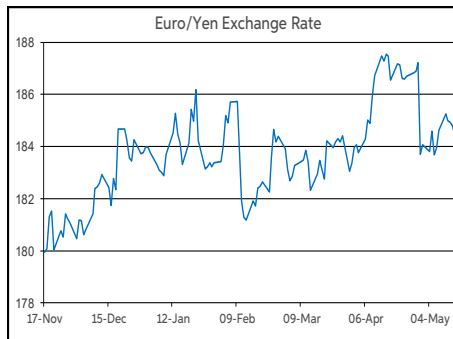
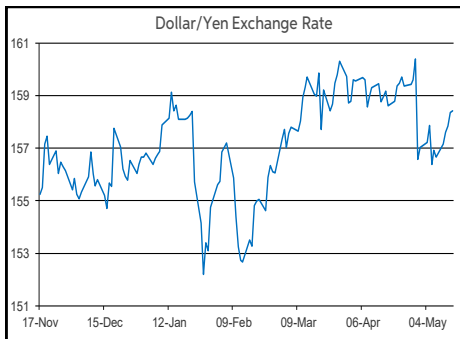
EUR/GBP	0.8713
EUR/USD	1.1641
EUR/JPY	184.44
EUR/SEK	10.9659
EUR/DKK	7.4726
EUR/NOK	10.8305
EUR/CHF	0.9142
EUR/AUD	1.624
EUR/HKD	9.1147
EUR/CAD	1.5998

Sterling

GBP/EUR	1.1472
GBP/USD	1.3356
GBP/CAD	1.8356
GBP/NZD	2.2768
GBP/JPY	211.6
GBP/SEK	12.5826
GBP/DKK	8.5724
GBP/NOK	12.4275
GBP/CHF	1.049
GBP/AUD	1.8633

Dollar

USD/JPY	158.43
USD/CAD	1.3743
USD/CHF	0.7853
USD/CNY	6.8024
USD/BRL	4.985
USD/RUB	73.5
USD/INR	95.91
AUD/USD	0.7164
NZD/USD	0.5863



Debt Markets				
	Close	Change bps		
		Day	4 Weeks	End 25
10 Year Yield %				
US	4.46	-2	+15	+31
Germany	3.05	-6	+2	+19
UK	5.00	-8	+15	+53
Ireland	3.25	-9	-3	+22
Belgium	3.59	-6	+11	+25
France	3.82	+8	+14	+26
Italy	3.78	-8	-2	+27
Spain	3.46	-6	-2	+17
Portugal	3.41	-7	-2	+25
Greece	3.73	-8	-3	+25
5 Year Swap %				
US	4.13	+3	+24	+40
Eurozone	2.88	-4	+7	+32
UK	4.58	-2	+24	+68
2 Year Swap %				
US	4.11	+4	+26	+54
Eurozone	2.88	-1	+14	+62
UK	4.56	-2	+27	+83
10 Year Government Bond Spreads to Benchmark bps				
Ireland	20	-3	-5	+3
Belgium	54	-0	+9	+6
France	77	+15	+12	+7
Italy	74	-1	-4	+9
Spain	42	+0	-4	-1
Portugal	36	-0	-4	+7
Greece	68	-2	-5	+7

Commodities				
	% Change			
	Close	Day	4 Weeks	End 25
Brent Oil	105.72	+0.09	+6.37	+73.74
West Texas Oil	104.66	+0.13	+8.50	+82.78
Gold \$	4649.5	-0.81	-2.89	+7.77

This publication is for information purposes and is not an invitation to deal. The information is believed to be reliable but is not guaranteed. Any expressions of opinions are subject to change without notice. This publication is not to be reproduced in whole or in part without prior permission. In the Republic of Ireland it is distributed by Allied Irish Banks, p.l.c. In the UK it is distributed by Allied Irish Banks, p.l.c. and Allied Irish Bank (GB). In Northern Ireland it is distributed by Allied Irish Bank (NI). In the United States of America it is distributed by Allied Irish Banks, p.l.c. Allied Irish Banks, p.l.c. is regulated by the Central Bank of Ireland. Allied Irish Bank (GB) and AIB (NI) are trade marks used under licence by AIB Group (UK) p.l.c. (a wholly owned subsidiary of Allied Irish Banks, p.l.c.), incorporated in Northern Ireland. Registered Office 92 Ann Street, Belfast BT1 3HH. Registered Number NI018800. Authorised by the Prudential Regulation Authority and regulated by the Financial Conduct Authority and the Prudential Regulation Authority. In the United States of America, Allied Irish Banks, p.l.c., New York Branch, is a branch licensed by the New York State Department of Financial Services. Deposits and other investment products are not FDIC insured, they are not guaranteed by any bank and they may lose value. Please note that telephone calls may be recorded in line with market practice.