

Dollar grinding modestly higher

It was a relatively quiet day across financial markets yesterday. Peace talks between the US & Iran failed to get back underway in Pakistan. At the same time though, both sides showed a reluctance to return to direct conflict. However, the Strait of Hormuz remains impassible and the US continues to impose a blockade of Iran. Against this backdrop, oil prices continued to rise, with Brent crude up by circa 3%, to above \$105 per barrel.

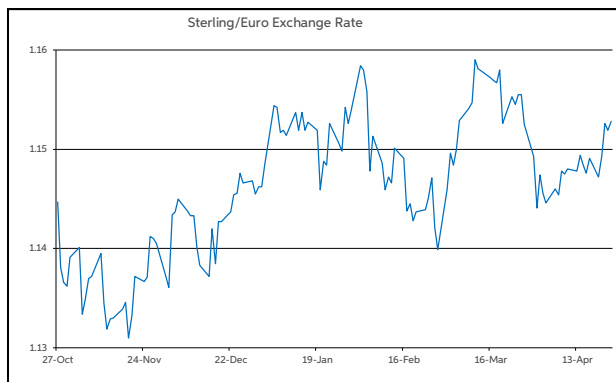
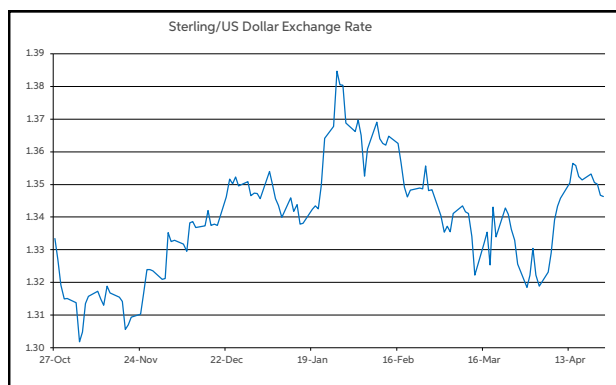
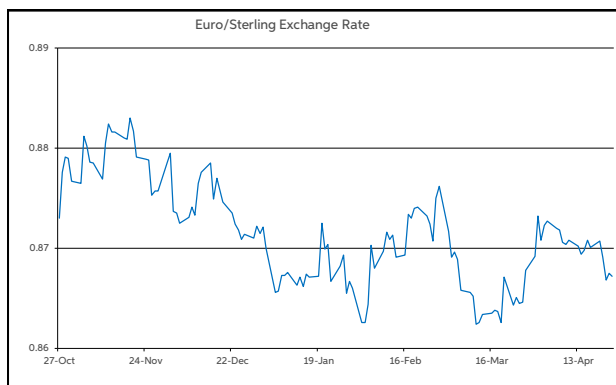
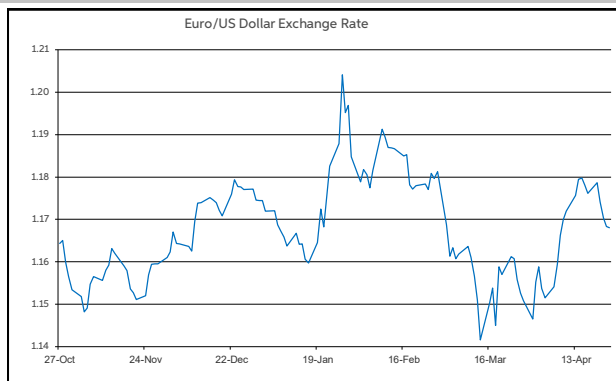
On the data front, the flash PMIs in the main advanced economies for April were released. In the Eurozone, the services PMI beat expectations but the manufacturing PMI deteriorated and moved back into contraction mode. Meantime, in the UK and the US, both sectors improved and printed ahead of the consensus, indicating that activity levels expanded at a faster pace at the start of Q2.

However, neither the data nor developments in the Middle East had a material impact on markets yesterday. On equity markets, the Euro Stoxx 50 and the S&P 500 recorded small losses of 0.2% and 0.4%, respectively. Meanwhile, benchmark sovereign bond yields were little changed.

Likewise, on currency markets, the majors remained tightly range bound. In a similar pattern to the day prior, the dollar continued to edge higher, amid the increase in oil prices. In level terms, this is reflected by EUR/USD opening this morning below the \$1.17 mark. GBP/USD has moved down nearer to the midpoint of \$1.34-1.35. Elsewhere, EUR/GBP has continued to trade in the top half of 86-87p.

Already this morning, UK retail sales data for March have been released. Both the headline and core rates printed above the consensus. However, other data released overnight show that UK consumer confidence deteriorated sharply in April. The remainder of today's data calendar is somewhat sparse.

Daniel Noonan, Economist, AIB



Today's Opening FX Rates			
		% Change	
		Day *	End 2025
EUR/USD	1.168	-0.16	-0.55
EUR/GBP	0.8673	0.02	-0.48
GBP/USD	1.3465	-0.18	-0.06
GBP/EUR	1.1527	-0.02	0.48
USD/JPY	159.66	0.08	1.92
EUR/JPY	186.49	-0.10	1.36

* v Previous Day's European Open

See Next Page for More Rates

Opening Interest Rates						
Base Rate	Money Market		Swap Rates			
	1-Mth	3-Mth	1-Yr	2-Yr	5-Yr	
USD	3.63	3.64	3.67	3.70	3.93	3.93
EUR	2.00	1.94	2.16	2.69	2.79	2.87
GBP	3.75	3.75	3.83	4.22	4.50	4.47

All rates quoted are indicative market rates

See Next Page For More Rates & Charts

CONTACTS		
AIB Customer Treasury Services business.treasury@aib.ie aib.corporatetreasury@aib.ie aib.ie/fxcentre	Customer Treasury Services GB treasury.gb@aib.ie aibgb.co.uk/fxcentre	Customer Treasury Services NI TreasuryNI@aib.ie aibni.co.uk/fxcentre

Opening Levels

Friday 24 April 2026
07:45 am



Euro

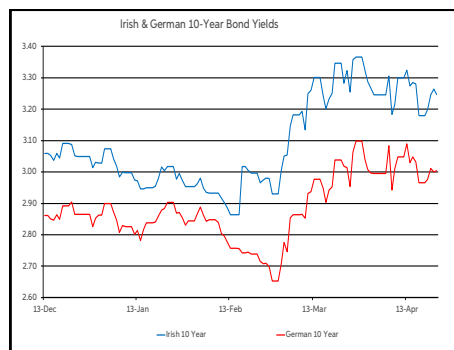
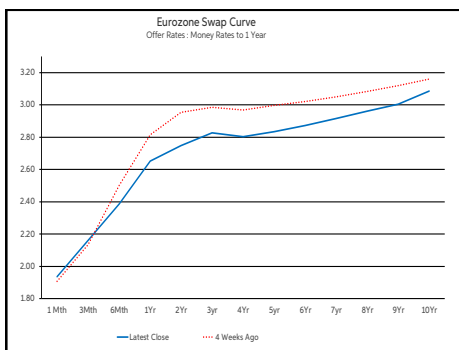
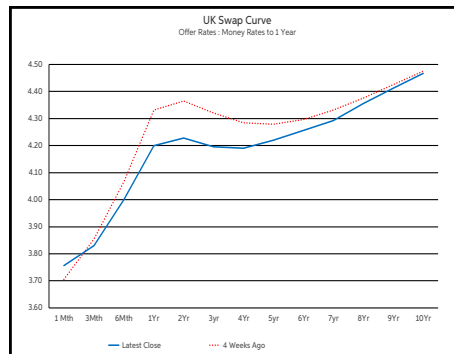
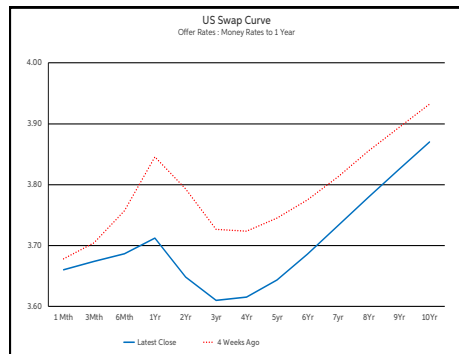
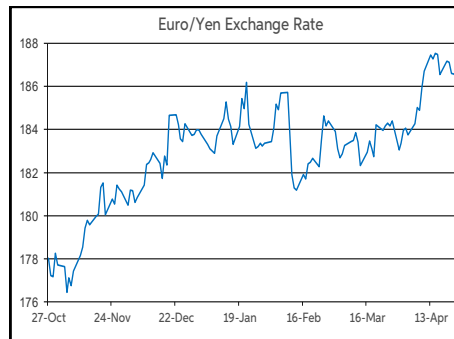
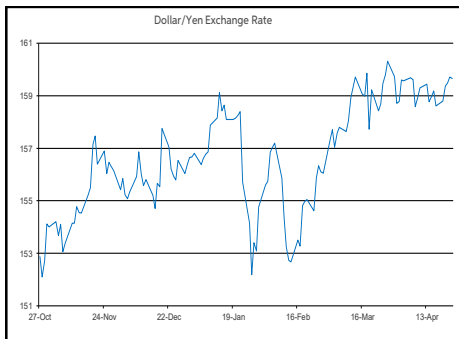
EUR/GBP	0.8673
EUR/USD	1.168
EUR/JPY	186.49
EUR/SEK	10.8103
EUR/DKK	7.473
EUR/NOK	10.9061
EUR/CHF	0.9193
EUR/AUD	1.6399
EUR/HKD	9.1517
EUR/CAD	1.6013

Sterling

GBP/EUR	1.1527
GBP/USD	1.3465
GBP/CAD	1.8456
GBP/NZD	2.3013
GBP/JPY	214.97
GBP/SEK	12.4626
GBP/DKK	8.615
GBP/NOK	12.571
GBP/CHF	1.0598
GBP/AUD	1.89

Dollar

USD/JPY	159.66
USD/CAD	1.3708
USD/CHF	0.7872
USD/CNY	6.8345
USD/BRL	5.0248
USD/RUB	75.85
USD/INR	94.28
AUD/USD	0.7122
NZD/USD	0.5848



Debt Markets

	Close	Change bps		
		Day	4 Weeks	End 25
10 Year Yield %				
US	4.32	+3	-9	+17
Germany	3.00	+0	-6	+14
UK	4.95	+4	-3	+47
5 Year Swap %				
US	3.91	+3	-13	+18
Eurozone	2.82	-1	-16	+26
UK	4.46	+5	-8	+56
2 Year Swap %				
US	3.90	+3	-15	+33
Eurozone	2.74	+0	-21	+48
UK	4.48	+6	-16	+75
10 Year Government Bond Spreads to Benchmark bps				
Ireland	24	-2	-5	+8
Belgium	48	+1	-6	-1
France	66	+1	-7	-4
Italy	80	+1	-15	+15
Spain	47	+0	-8	+4
Portugal	42	+1	-6	+13
Greece	77	+5	-5	+15

Commodities

	Close	% Change		
		Day	4 Weeks	End 25
Brent Oil	105.07	+3.10	-2.72	+72.67
West Texas Oil	99.27	+4.76	+3.21	+73.37
Gold \$	4692.7	-0.95	+7.16	+8.78

This publication is for information purposes and is not an invitation to deal. The information is believed to be reliable but is not guaranteed. Any expressions of opinions are subject to change without notice. This publication is not to be reproduced in whole or in part without prior permission. In the Republic of Ireland it is distributed by Allied Irish Banks, p.l.c. In the UK it is distributed by Allied Irish Banks, p.l.c. and Allied Irish Bank (GB). In Northern Ireland it is distributed by Allied Irish Bank (NI). In the United States of America it is distributed by Allied Irish Banks, p.l.c. Allied Irish Banks, p.l.c. is regulated by the Central Bank of Ireland. Allied Irish Bank (GB) and AIB (NI) are trade marks used under licence by AIB Group (UK) p.l.c. (a wholly owned subsidiary of Allied Irish Banks, p.l.c.), incorporated in Northern Ireland. Registered Office 92 Ann Street, Belfast BT1 3HH. Registered Number NI018800. Authorised by the Prudential Regulation Authority and regulated by the Financial Conduct Authority and the Prudential Regulation Authority. In the United States of America, Allied Irish Banks, p.l.c., New York Branch, is a branch licensed by the New York State Department of Financial Services. Deposits and other investment products are not FDIC insured, they are not guaranteed by any bank and they may lose value. Please note that telephone calls may be recorded in line with market practice.