

## EUR/USD starts the week between \$1.13-1.14

Trading conditions were very volatile throughout last week, as investors continued to assess the impact of changing US trade policy. The uncertainty caused the US Treasury market to convulse, which then added to broader concerns on the outlook for investors. Overall, the US Treasury yield curve shifted markedly higher by 45-60bps, steepening in the process.

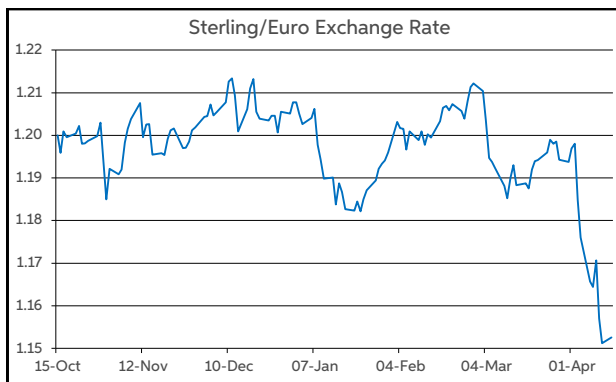
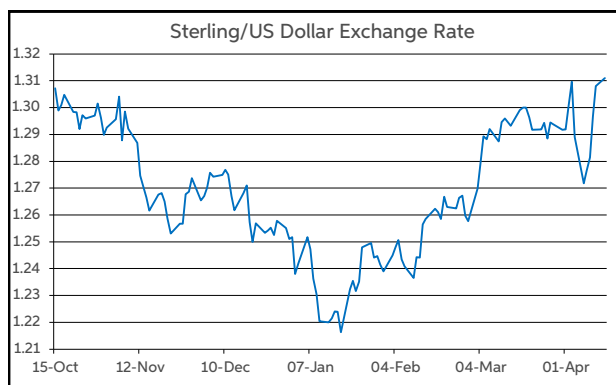
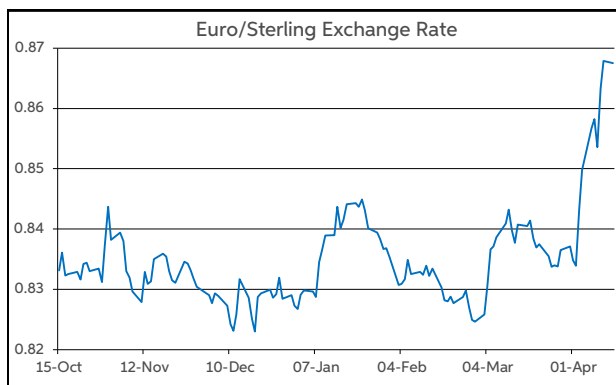
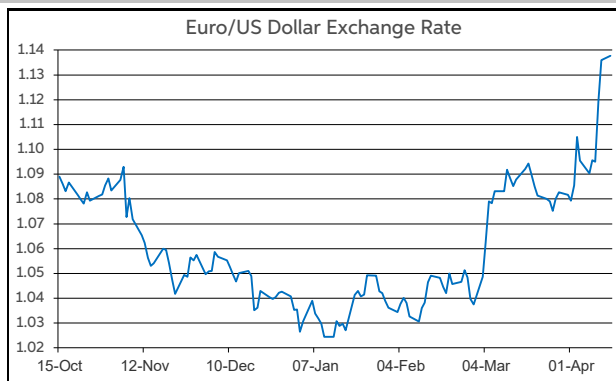
Meanwhile, US market rate expectations firmed somewhat last week, likely reflecting near-term expectations for higher inflation. The market is now pricing-in circa 80bps of policy easing this year, compared to up to 120bps previously. On equity markets, the Euro Stoxx 50 fell by circa 2%. In contrast, the S&P 500 moved 5.7% higher, having declined by over 9% the week prior.

On the currency front, the dollar remained under pressure last week. Meantime, the Swiss franc, euro and yen were in the ascendancy throughout. This is evidenced by the dollar index starting moving back below the 100 mark, and saw the euro record a new year-to-date high versus the dollar, at \$1.1473.

As trading gets underway this morning, EUR/USD opens in the top half of the \$1.13-1.14 range. Similarly, EUR/GBP is in the upper region of the 86-87p trading band. Elsewhere, GBP/USD is up above the \$1.31 threshold. USD/JPY is operating back below ¥143.

Turning to the week ahead, the ECB monetary policy meeting will be the main scheduled release. The market is fully pricing-in another 25bps rate cut. On the data front, updates on the UK labour market and inflation are due. In the US, retail sales and industrial production (both for March) will feature. Tariff related news flow will also remain front and centre for markets.

**Daniel Noonan, Economist, AIB**



Today's Opening FX Rates			
		% Change	
		Day *	End 2024
EUR/USD	1.1376	0.49	9.88
EUR/GBP	0.8676	-0.22	4.87
GBP/USD	1.311	0.70	4.79
GBP/EUR	1.1521	0.22	-4.64
USD/JPY	142.91	-0.01	-9.08
EUR/JPY	162.61	0.49	-0.09

\* v Previous Day's European Open  
See Next Page for More Rates

Opening Interest Rates						
	Base Rate	Money Market			Swap Rates	
		1-Mth	3-Mth	1-Yr	2-Yr	5-Yr
USD	4.38	4.32	4.27	3.91	3.98	4.01
EUR	2.65	2.30	2.28	2.10	2.05	2.32
GBP	4.50	4.41	4.27	3.97	4.10	4.14

All rates quoted are indicative market rates

See Next Page For More Rates & Charts

CONTACTS		
<b>AIB Customer Treasury Services</b> business.treasury@aib.ie aib.corporatetreasury@aib.ie aib.ie/fxcentre	<b>Customer Treasury Services GB</b> treasury.gb@aib.ie  aibgb.co.uk/fxcentre	<b>Customer Treasury Services NI</b> TreasuryNI@aib.ie  aibni.co.uk/fxcentre

# Opening Levels

Monday 14 April 2025  
06:30 am



## Euro

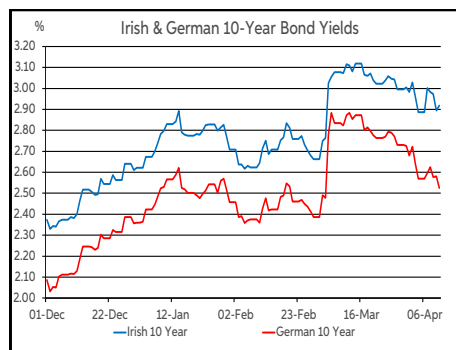
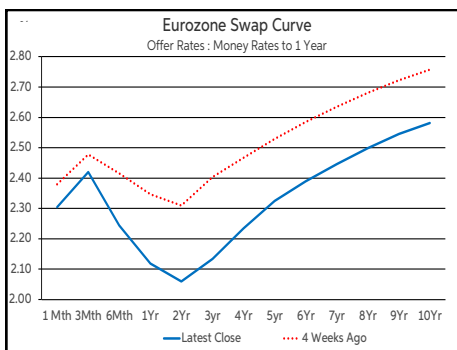
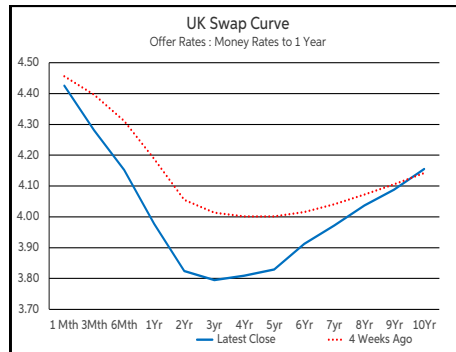
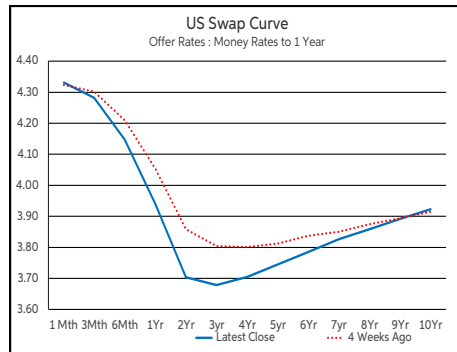
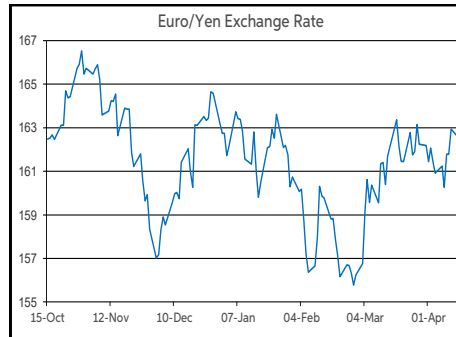
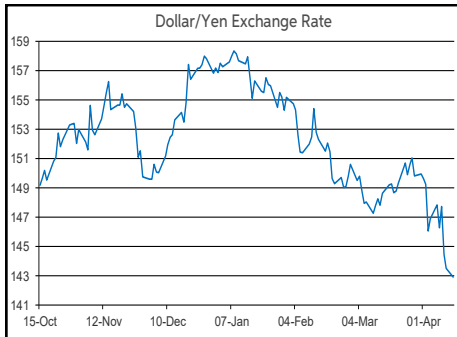
EUR/GBP	0.8675
EUR/USD	1.1375
EUR/JPY	162.59
EUR/SEK	11.0867
EUR/DKK	7.464
EUR/NOK	12.0697
EUR/CHF	0.9295
EUR/AUD	1.805
EUR/HKD	8.8251
EUR/CAD	1.5768

## Sterling

GBP/EUR	1.1521
GBP/USD	1.311
GBP/CAD	1.8168
GBP/NZD	2.2359
GBP/JPY	187.36
GBP/SEK	12.7527
GBP/DKK	8.6037
GBP/NOK	13.9138
GBP/CHF	1.0705
GBP/AUD	2.0791

## Dollar

USD/JPY	142.91
USD/CAD	1.3859
USD/CHF	0.817
USD/CNY	7.3075
USD/BRL	5.8658
USD/RUB	83.35
USD/INR	86.034
AUD/USD	0.6302
NZD/USD	0.5859



Debt Markets				
	Close	Change bps		
		Day	4 Weeks	End 24
<b>10 Year Yield %</b>				
US	4.49	+10	+19	-8
Germany	2.53	-6	-35	+16
UK	4.75	+11	+8	+18
<b>5 Year Swap %</b>				
US	4.00	+9	-5	-29
Eurozone	2.32	+5	-19	+9
UK	4.09	+11	-15	-20
<b>2 Year Swap %</b>				
US	3.97	+10	-14	-37
Eurozone	2.05	+5	-25	-14
UK	4.06	+13	-21	-43
<b>10 Year Government Bond Spreads to Benchmark bps</b>				
Ireland	42	+7	+14	+14
Belgium	65	+3	+10	+3
France	82	+4	+12	-2
Italy	128	+5	+21	+12
Spain	77	+4	+14	+6
Portugal	65	+4	+14	+16
Greece	99	+6	+12	+11

Commodities				
	Close	% Change		
		Day	4 Weeks	End 24
Brent Oil	64.76	+2.26	-8.25	-13.24
West Texas Oil	71.65	-0.17	-1.90	-1.27
Gold \$	3236.2	+1.96	+8.44	+23.34

This publication is for information purposes and is not an invitation to deal. The information is believed to be reliable but is not guaranteed. Any expressions of opinions are subject to change without notice. This publication is not to be reproduced in whole or in part without prior permission. In the Republic of Ireland it is distributed by Allied Irish Banks, p.l.c. In the UK it is distributed by Allied Irish Banks, p.l.c. and Allied Irish Bank (GB). In Northern Ireland it is distributed by Allied Irish Bank (NI). In the United States of America it is distributed by Allied Irish Banks, p.l.c. Allied Irish Banks, p.l.c. is regulated by the Central Bank of Ireland. Allied Irish Bank (GB) and AIB (NI) are trade marks used under licence by AIB Group (UK) p.l.c. (a wholly owned subsidiary of Allied Irish Banks, p.l.c.), incorporated in Northern Ireland. Registered Office 92 Ann Street, Belfast BT1 3HH. Registered Number NI018800. Authorised by the Prudential Regulation Authority and regulated by the Financial Conduct Authority and the Prudential Regulation Authority. In the United States of America, Allied Irish Banks, p.l.c., New York Branch, is a branch licensed by the New York State Department of Financial Services. Deposits and other investment products are not FDIC insured, they are not guaranteed by any bank and they may lose value. Please note that telephone calls may be recorded in line with market practice.