

## Busy macro agenda ahead this week

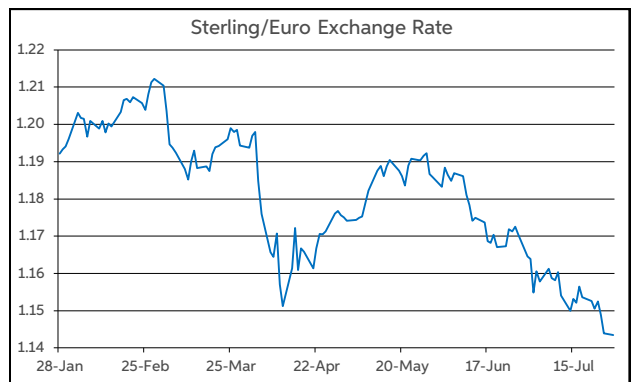
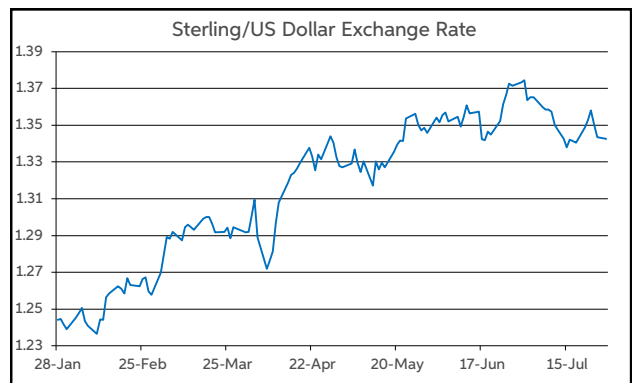
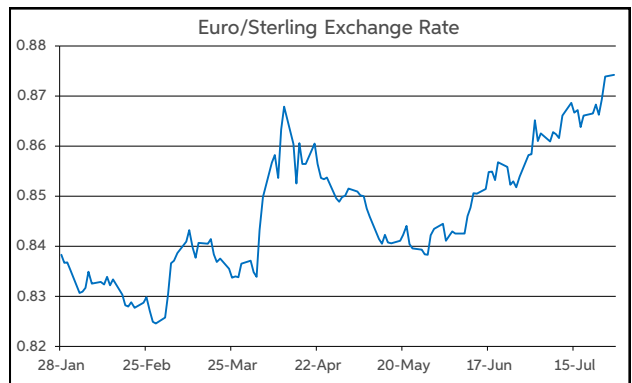
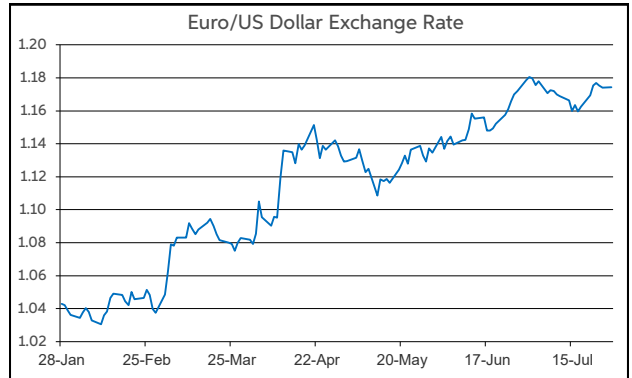
Trade deal newsflow was a key feature of the market discourse last week. Overall, the tone of the developments were generally positive. A US-Japan trade deal was announced, while there was increasing speculation (which turned into reality over the weekend) of an agreement between the US and EU. Against this backdrop, the Japanese Nikkei equity index posted a 4.1% increase. On Wall Street, the gains were more modest. The S&P 500 registered a weekly rise of 1.5%. In Europe, sentiment was more cautious amid some disappointing corporate earnings updates.

On the currency front, the euro held the upper hand against the other majors, with the dollar's recent upward momentum waning. The euro was aided in part by the less dovish ECB communications and the resulting firming in Eurozone rate expectations (market is no longer fully pricing in another 25bps rate cut). The weekend news of the EU-US trade deal also provided an initial boost to the euro.

In level terms, the combination of the stronger euro and softer dollar saw EUR/USD move up from its \$1.16 position at the start of last week to trade back up in \$1.17-1.18 territory. It opens this morning near \$1.174. Meantime, EUR/GBP managed to breach the 87p handle for this first time since April. The pair has posted a new YTD high of 87.64p amid the weekend EU-US trade deal news. Elsewhere, GBP/USD tested above the \$1.35 level mid-week, but this was not maintained and it starts this week in the lower half of \$1.34-1.35.

Looking ahead, the global macro diary has some key events/releases over the coming days. From a dollar perspective, aside from the looming August 1st deadline for US trade deals, the Fed meeting (no change expected), payroll numbers (Jul) core-PCE inflation (June) and Q2 GDP are key agenda items. In the Eurozone, Q2 GDP and HICP inflation (Jul) are due. The UK diary is sparse this week.

**John Fahey, Senior Economist, AIB**



### Today's Opening FX Rates

		% Change	
		Day *	End 2024
EUR/USD	1.1742	0.02	13.42
EUR/GBP	0.8742	0.48	5.67
GBP/USD	1.3426	-0.47	7.31
GBP/EUR	1.1433	-0.48	-5.36
USD/JPY	147.86	0.50	-5.93
EUR/JPY	173.62	0.51	6.68

\* v Previous Day's European Open

See Next Page for More Rates

### Opening Interest Rates

	Money Market			Swap Rates		
	Base Rate	1-Mth	3-Mth	1-Yr	2-Yr	5-Yr
USD	4.38	4.35	4.31	4.00	3.97	3.89
EUR	2.00	1.88	1.97	2.05	2.09	2.36
GBP	4.25	4.07	4.00	3.82	3.96	4.04

All rates quoted are indicative market rates

See Next Page For More Rates &

### CONTACTS

**AIB Customer Treasury Services**  
business.treasury@aib.ie  
aib.corporate.treasury@aib.ie  
aib.ie/fxcentre

**Customer Treasury Services GB**  
treasury.gb@aib.ie  
aibgb.co.uk/fxcentre

**Customer Treasury Services NI**  
TreasuryNI@aib.ie  
aibni.co.uk/fxcentre

# Opening Levels

Monday 28 July 2025  
07:01 am



## Euro

EUR/GBP	0.8742
EUR/USD	1.1742
EUR/JPY	173.62
EUR/SEK	11.1858
EUR/DKK	7.4634
EUR/NOK	11.9288
EUR/CHF	0.9345
EUR/AUD	1.7886
EUR/HKD	9.2161
EUR/CAD	1.6082

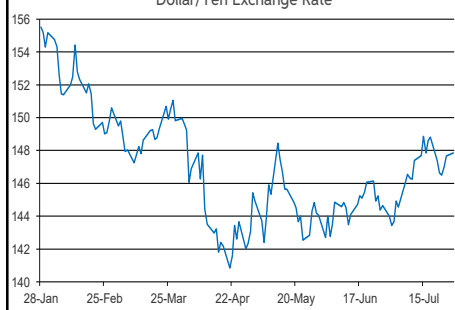
## Sterling

GBP/EUR	1.1433
GBP/USD	1.3426
GBP/CAD	1.8389
GBP/NZD	2.2339
GBP/JPY	198.52
GBP/SEK	12.79
GBP/DKK	8.535
GBP/NOK	13.6418
GBP/CHF	1.0685
GBP/AUD	2.0452

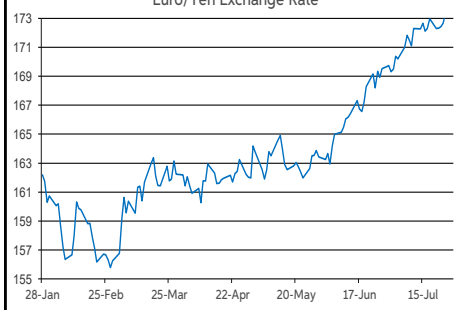
## Dollar

USD/JPY	147.86
USD/CAD	1.3697
USD/CHF	0.796
USD/CNY	7.1681
USD/BRL	5.56
USD/RUB	79.4
USD/INR	86.518
AUD/USD	0.6562
NZD/USD	0.6007

Dollar/Yen Exchange Rate

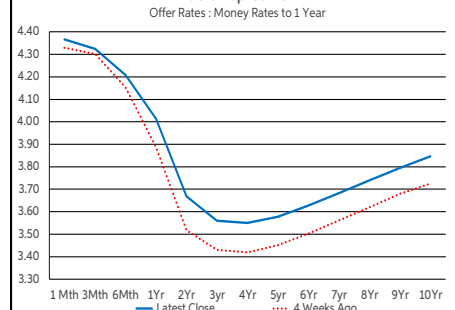


Euro/Yen Exchange Rate



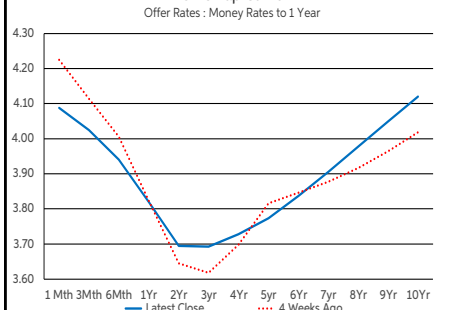
US Swap Curve

Offer Rates : Money Rates to 1 Year



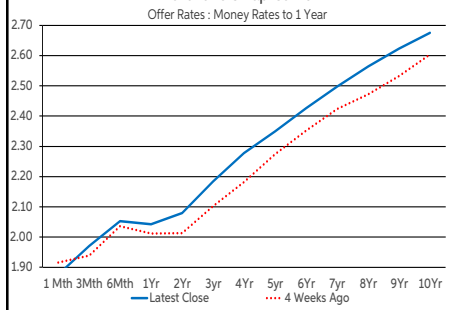
UK Swap Curve

Offer Rates : Money Rates to 1 Year

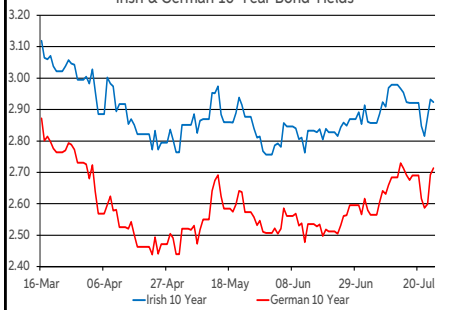


Eurozone Swap Curve

Offer Rates : Money Rates to 1 Year



Irish & German 10-Year Bond Yields



## Debt Markets

	Close	Change bps		
		Day	4 Weeks	End 24
10 Year Yield %				
US	4.39	-2	+10	-19
Germany	2.72	+2	+12	+35
UK	4.64	+1	+13	+6
Ireland	2.97	+1	+6	+32
Belgium	3.25	+1	+11	+27
France	3.39	+1	+12	+19
Italy	3.58	+1	+8	+6
Spain	3.32	+2	+9	+25
Portugal	3.15	+2	+10	+30
Greece	3.45	+4	+13	+20
-----				
5 Year Swap %				
US	3.85	-1	+14	-45
Eurozone	2.35	+1	+10	+11
UK	3.99	+1	+8	-29
-----				
2 Year Swap %				
US	3.93	+1	+16	-40
Eurozone	2.07	+2	+9	-12
UK	3.92	+3	+6	-57
-----				
10 Year Government Bond Spreads to Benchmark bps				
Ireland	25	-2	-6	-4
Belgium	53	-2	-1	-9
France	67	-1	+0	-16
Italy	87	-1	-3	-29
Spain	60	-1	-3	-10
Portugal	43	-0	-2	-5
Greece	73	+2	+1	-16

## Commodities

	% Change			
	Close	Day	4 Weeks	End 24
Brent Oil	68.44	-1.07	+0.99	-8.31
West Texas Oil	71.65	-0.17	-1.90	-1.27
Gold \$	3335.9	-0.95	+1.92	+27.14

This publication is for information purposes and is not an invitation to deal. The information is believed to be reliable but is not guaranteed. Any expressions of opinions are subject to change without notice. This publication is not to be reproduced in whole or in part without prior permission. In the Republic of Ireland it is distributed by Allied Irish Banks, p.l.c. In the UK it is distributed by Allied Irish Banks, p.l.c. and Allied Irish Bank (GB). In Northern Ireland it is distributed by Allied Irish Bank (NI). In the United States of America it is distributed by Allied Irish Banks, p.l.c. Allied Irish Banks, p.l.c. is regulated by the Central Bank of Ireland. Allied Irish Bank (GB) and AIB (NI) are trade marks used under licence by AIB Group (UK) p.l.c. (a wholly owned subsidiary of Allied Irish Banks, p.l.c.), incorporated in Northern Ireland. Registered Office 92 Ann Street, Belfast BT1 3HH. Registered Number NI018800. Authorised by the Prudential Regulation Authority and regulated by the Financial Conduct Authority and the Prudential Regulation Authority. In the United States of America, Allied Irish Banks, p.l.c., New York Branch, is a branch licensed by the New York State Department of Financial Services. Deposits and other investment products are not FDIC insured, they are not guaranteed by any bank and they may lose value. Please note that telephone calls may be recorded in line with market practice.