

Yields lower, some firming in risk appetite

There was a firming in risk appetite yesterday amid a fall back in sovereign yields. It followed the previous day's risk averse tone which occurred against the backdrop of concerns over fiscal sustainability in some of the key advanced economies. The more upbeat mood yesterday was evident in gains for equity markets on both sides of the Atlantic. In Europe, the Euro Stoxx 50 rose by 0.6%, after a 1.4% fall on Tuesday. Meanwhile, at the closing bell on Wall Street last night, the S&P 500 was 0.5% higher on the day.

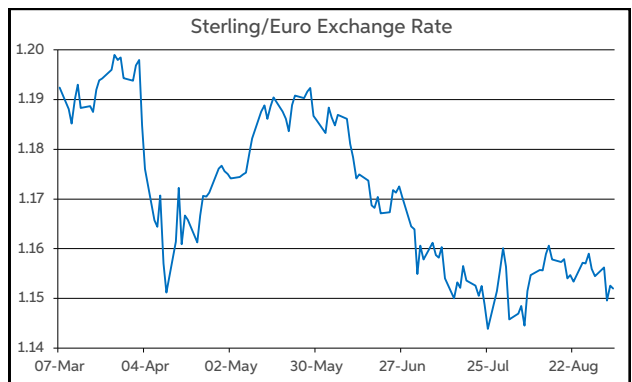
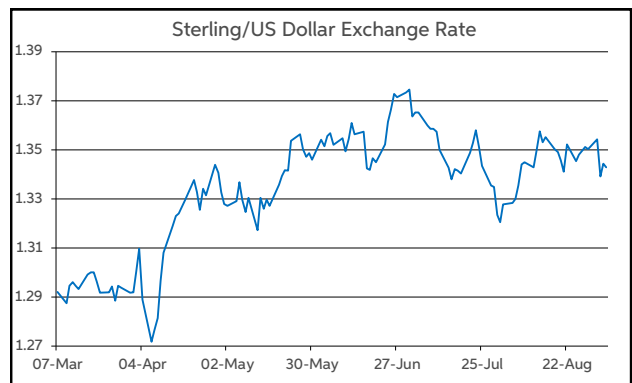
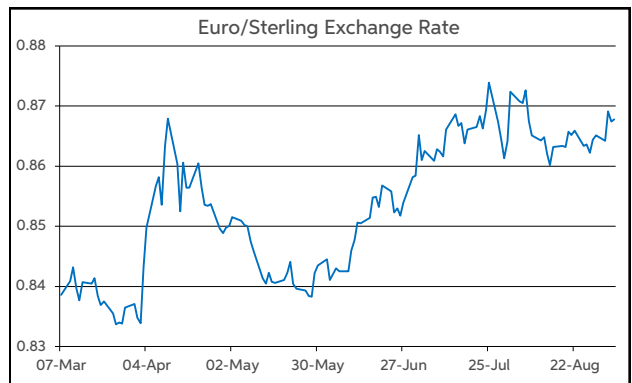
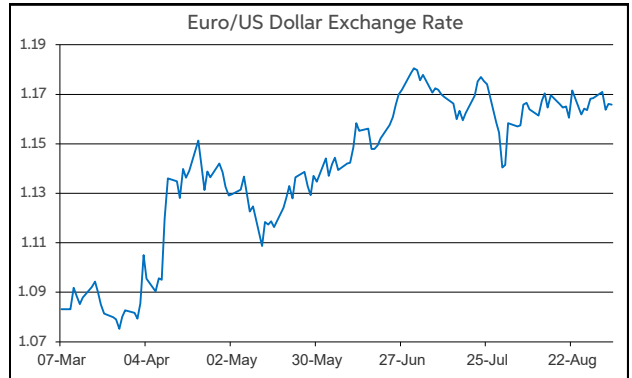
Data-wise, yesterday's diary was generally sparse. One of the few highlights was US JOLTS Job Openings for July. Openings fell to 7.181m in the month, which was weaker than expected and the underlying details in the report provide some further signs of a softening in US labour market conditions.

On the currency front, the main pairs were confined to relatively narrow ranges. Having been supported by the 'risk-off' backdrop on Tuesday, the dollar gave up some of these gains yesterday amid the 'risk-on' tone to market sentiment. At the same time, sterling edged higher.

The modestly softer dollar tone over the past 24 hours is reflected in EUR/USD opening this morning just above the midpoint of \$1.16-1.17 and GBP/USD back up in \$1.34 territory. Elsewhere, the EUR/GBP pair has edged back, to trade below the 87p threshold.

Looking ahead to today, the macro calendar is US centric. While not a reliable guide to non-farm payrolls, today's ADP employment report for August will still receive some attention ahead of tomorrow's official jobs numbers. The weekly jobless claims data as well as the ISM non-manufacturing survey (Aug) are the other highlights from today's US macro agenda.

John Fahey, Senior Economist, AIB



Today's Opening FX Rates			
		% Change	
		Day *	End 2024
EUR/USD	1.1658	0.24	12.61
EUR/GBP	0.8678	-0.23	4.90
GBP/USD	1.3428	0.46	7.33
GBP/EUR	1.1517	0.23	-4.67
USD/JPY	148.2	-0.26	-5.71
EUR/JPY	172.78	-0.03	6.16

* v Previous Day's European Open

See Next Page for More Rates

Opening Interest Rates						
Base Rate	Money Market			Swap Rates		
	1-Mth	3-Mth	1-Yr	2-Yr	5-Yr	
USD	4.38	4.21	4.11	3.71	3.65	3.60
EUR	2.00	1.90	2.08	2.07	2.10	2.34
GBP	4.00	3.96	3.95	3.84	4.00	4.08

All rates quoted are indicative market rates

See Next Page For More Rates & Charts

CONTACTS		
AIB Customer Treasury Services business.treasury@aib.ie aib.corporate@treasury@aib.ie aib.ie/fxcentre	Customer Treasury Services GB treasury.gb@aib.ie aibgb.co.uk/fxcentre	Customer Treasury Services NI TreasuryNI@aib.ie aibni.co.uk/fxcentre

Opening Levels

Thursday 04 September 2025
07:19 am



Euro

EUR/GBP	0.8678
EUR/USD	1.1658
EUR/JPY	172.78
EUR/SEK	10.9979
EUR/DKK	7.4641
EUR/NOK	11.7175
EUR/CHF	0.9372
EUR/AUD	1.7864
EUR/HKD	9.0927
EUR/CAD	1.6096

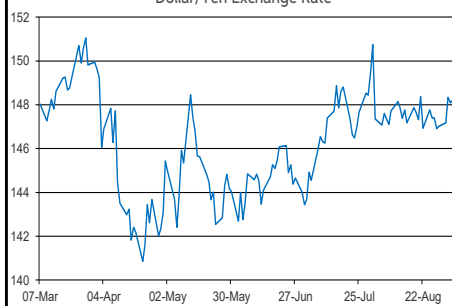
Sterling

GBP/EUR	1.1517
GBP/USD	1.3428
GBP/CAD	1.8541
GBP/NZD	2.2878
GBP/JPY	199
GBP/SEK	12.6708
GBP/DKK	8.5993
GBP/NOK	13.4996
GBP/CHF	1.0795
GBP/AUD	2.0579

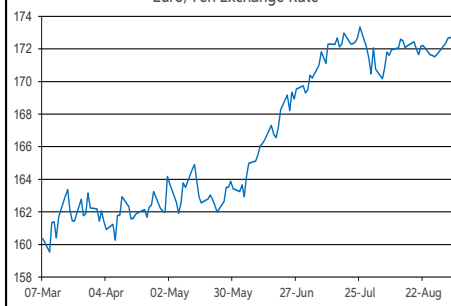
Dollar

USD/JPY	148.2
USD/CAD	1.3808
USD/CHF	0.8039
USD/CNY	7.1416
USD/BRL	5.4499
USD/RUB	80.9
USD/INR	88.14
AUD/USD	0.6523
NZD/USD	0.5867

Dollar/Yen Exchange Rate

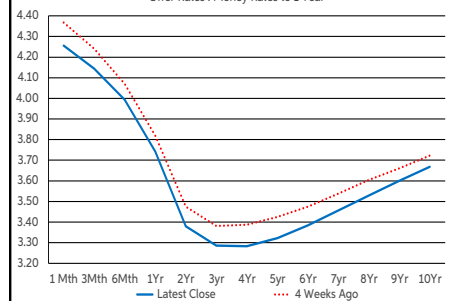


Euro/Yen Exchange Rate



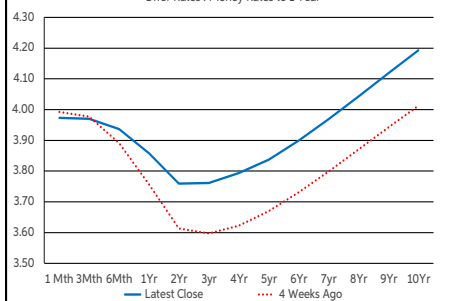
US Swap Curve

Offer Rates : Money Rates to 1 Year



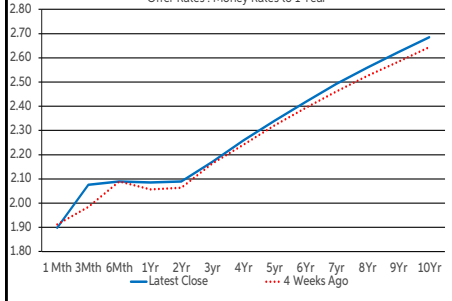
UK Swap Curve

Offer Rates : Money Rates to 1 Year

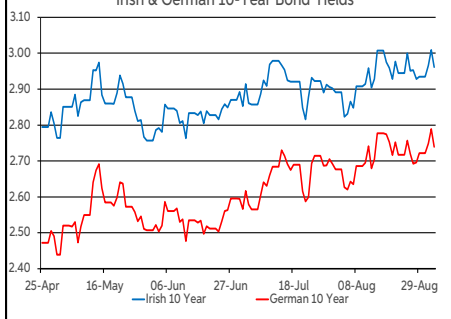


Eurozone Swap Curve

Offer Rates : Money Rates to 1 Year



Irish & German 10-Year Bond Yields



Debt Markets

	Close	Change bps		
		Day	4 Weeks	End 24
10 Year Yield %				
US	4.21	-7	-1	-37
Germany	2.74	-5	+10	+38
UK	4.75	-5	+21	+17
Ireland	3.00	-5	+11	+35
Belgium	3.32	-5	+14	+34
France	3.54	-4	+22	+35
Italy	3.64	-7	+16	+12
Spain	3.35	-6	+11	+28
Portugal	3.19	-6	+13	+34
Greece	3.48	-4	+17	+23

5 Year Swap %				
US	3.59	-3	-9	-70
Eurozone	2.33	-3	+2	+9
UK	4.07	-4	+16	-21

2 Year Swap %				
US	3.63	-4	-9	-70
Eurozone	2.08	-1	+3	-11
UK	4.00	-2	+15	-49

10 Year Government Bond Spreads to Benchmark bps				
Ireland	26	+0	+1	-2
Belgium	58	+0	+4	-4
France	80	+0	+13	-3
Italy	90	-2	+6	-26
Spain	60	-1	+1	-10
Portugal	45	-1	+3	-4
Greece	74	+1	+7	-14

Commodities

	Close	% Change		
		Day	4 Weeks	End 24
Brent Oil	67.6	-2.23	+1.06	-9.43
West Texas Oil	71.65	-0.17	-1.90	-1.27
Gold \$	3558.7	+0.73	+5.65	+35.63

This publication is for information purposes and is not an invitation to deal. The information is believed to be reliable but is not guaranteed. Any expressions of opinions are subject to change without notice. This publication is not to be reproduced in whole or in part without prior permission. In the Republic of Ireland it is distributed by Allied Irish Banks, p.l.c. In the UK it is distributed by Allied Irish Banks, p.l.c. and Allied Irish Bank (GB). In Northern Ireland it is distributed by Allied Irish Bank (NI). In the United States of America it is distributed by Allied Irish Banks, p.l.c. Allied Irish Banks, p.l.c. is regulated by the Central Bank of Ireland. Allied Irish Bank (GB) and AIB (NI) are trade marks used under licence by AIB Group (UK) p.l.c. (a wholly owned subsidiary of Allied Irish Banks, p.l.c.), incorporated in Northern Ireland. Registered Office 92 Ann Street, Belfast BT1 3HH. Registered Number NI018800. Authorised by the Prudential Regulation Authority and regulated by the Financial Conduct Authority and the Prudential Regulation Authority. In the United States of America, Allied Irish Banks, p.l.c., New York Branch, is a branch licensed by the New York State Department of Financial Services. Deposits and other investment products are not FDIC insured, they are not guaranteed by any bank and they may lose value. Please note that telephone calls may be recorded in line with market practice.