

Subdued mood on markets

There was a subdued mood on markets yesterday, amid a relatively sparse data schedule. On the monetary policy front, some hawkish remarks from a number of BoE officials, including Governor Bailey, did not influence proceedings on UK markets. Similarly, the release of the latest Fed meeting minutes overnight caused only a muted market reaction.

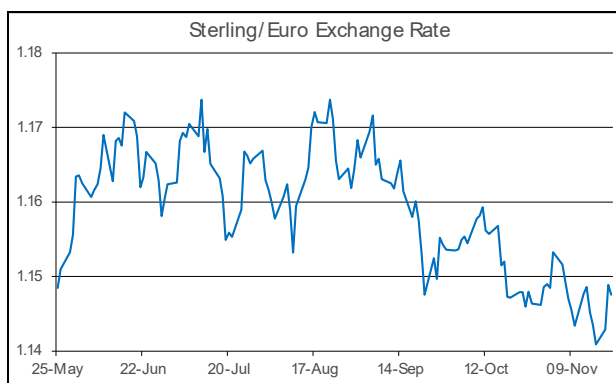
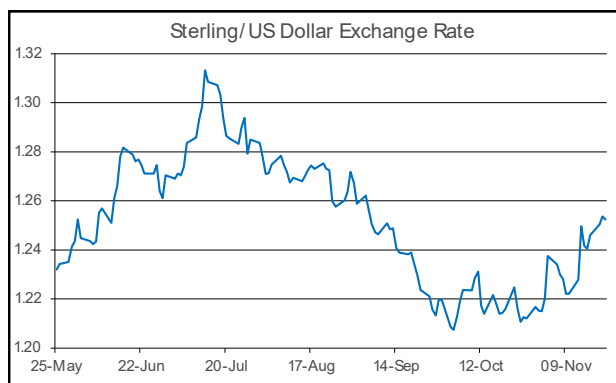
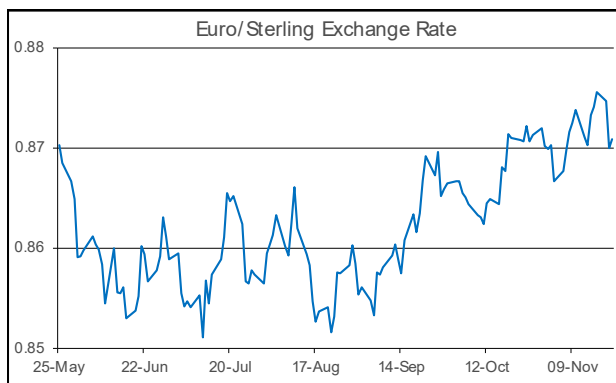
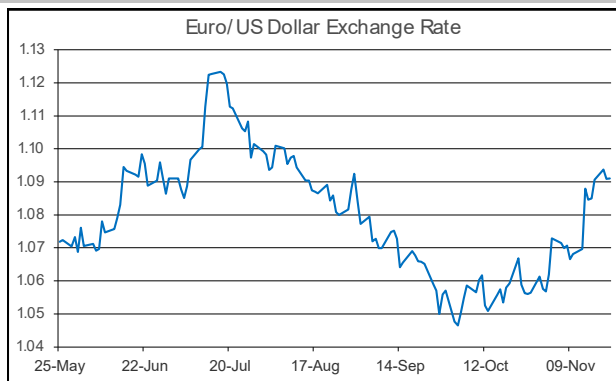
Against this backdrop, both the Euro Stoxx 50 and the S&P 500 declined by a modest 0.2%. In terms of fixed income, sovereign yields moved lower in Europe. German Bund and UK Gilt yields fell by 2-6bps along the curve. In the US, short-dated Treasury yields edged down by 1-3bps, although, longer-dated yields were flat to slightly higher yesterday.

Currency-wise, the main FX pairs were also confined to narrow trading bands. Of the limited price action to register, the yen was on the defensive, while the euro was holding a softer tone. The single currency lost circa 0.4% against the dollar and sterling.

In level terms, the softer euro tone is evidenced by EUR/USD opening this morning back in the lower half of \$1.09-1.10. EUR/GBP is operating down near the 87p mark. Meanwhile, GBP/USD continues to change hands between \$1.25-1.26. USD/JPY is trading up close to the ¥149 handle.

Today, the flash reading of Eurozone consumer confidence for November is due. A slight improvement, albeit from a low level is anticipated. In the US, there are a number of releases including the latest weekly jobless claims figures. However, barring any major surprises, the data are unlikely to impact on currency markets. In the UK, the focus will be on the Autumn Statement.

Daniel Noonan, Economist, AIB



Today's Opening FX Rates			
		% Change	
		Day *	End 2022
EUR/ USD	1.0911	-0.41	1.95
EUR/ GBP	0.8708	-0.42	-1.54
GBP/ USD	1.2526	0.00	3.55
GBP/ EUR	1.1476	0.42	1.56
USD/ JPY	148.85	0.72	13.53
EUR/ JPY	162.46	0.35	15.79

* v Previous Day's European Open

See Next Page for More Rates

Opening Interest Rates						
Base Rate	Money Market			Swap Rates		
	1-Mth	3-Mth	1-Yr	2-Yr	5-Yr	
USD	5.38	5.45	5.63	5.51	5.01	4.42
EUR	4.50	3.82	3.96	3.96	3.50	3.07
GBP	5.25	5.19	5.23	5.17	4.98	4.45

All rates quoted are indicative market rates

See Next Page For More Rates & Charts

CONTACTS

AIB Customer Treasury Services
business.treasury@aib.ie
aib.corporatetreasury@aib.ie

Customer Treasury Services GB
treasury.gb@aib.ie

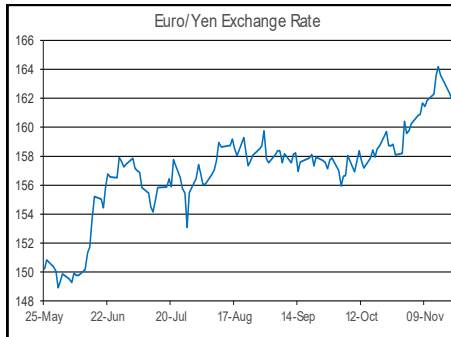
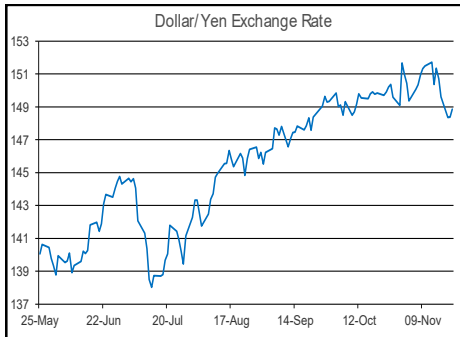
Customer Treasury Services NI
TreasuryNI@aib.ie

Opening Levels

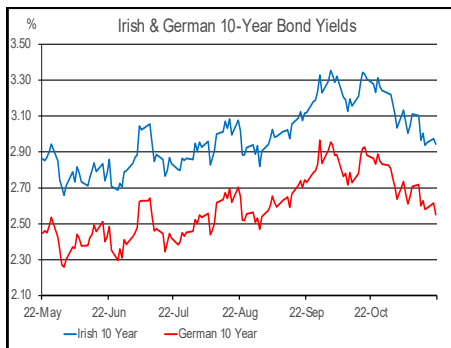
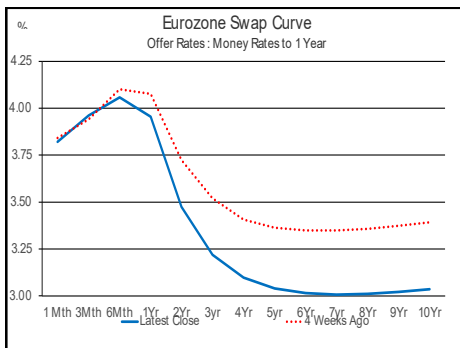
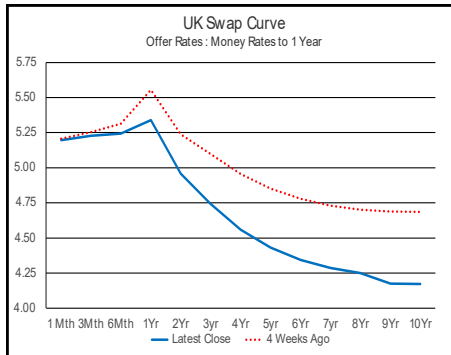
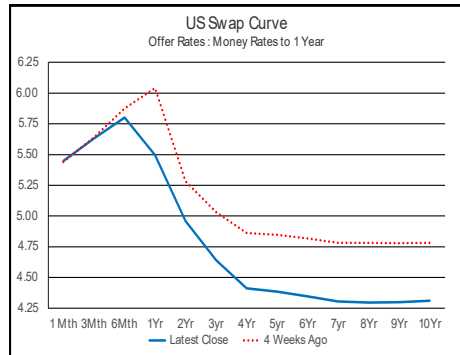
Wednesday 22 November 2023
07:49 am



Euro		Sterling		Dollar	
EUR/GBP	0.8708	GBP/EUR	1.1476	USD/JPY	148.85
EUR/USD	1.0911	GBP/USD	1.2526	USD/CAD	1.3712
EUR/JPY	162.46	GBP/CAD	1.718	USD/CHF	0.8837
EUR/SEK	11.4261	GBP/NZD	2.077	USD/CNY	7.1438
EUR/DKK	7.4547	GBP/JPY	186.45	USD/BRL	4.9006
EUR/NOK	11.6756	GBP/SEK	13.1138	USD/RUB	87.94
EUR/CHF	0.9642	GBP/DKK	8.556	USD/INR	83.32
EUR/AUD	1.6676	GBP/NOK	13.4041	AUD/USD	0.6541
EUR/HKD	8.5066	GBP/CHF	1.1069	NZD/USD	0.6029
EUR/CAD	1.4965	GBP/AUD	1.9148		



Debt Markets				
	Close	Change bps		
		Day	4 Weeks	End 22
10 Year Yield %				
US	4.40	-3	-42	+52
Germany	2.56	-6	-28	-1
UK	4.11	-2	-43	+44
Ireland	2.96	-4	-30	-18
Belgium	3.17	-5	-36	-4
France	3.13	-5	-34	+1
Italy	4.32	-4	-53	-38
Spain	3.56	-5	-39	-10
Portugal	3.22	-3	-32	-38
Greece	3.78	-8	-47	-81
5 Year Swap %				
US	4.39	-2	-42	+39
Eurozone	3.04	-4	-31	-19
UK	4.43	+8	-42	+13
2 Year Swap %				
US	4.96	+0	-28	+28
Eurozone	3.47	-2	-24	+9
UK	4.96	+3	-27	+28
10 Year Government Bond Spreads to Benchmark bps				
Ireland	41	+2	-2	-18
Belgium	61	+1	-8	-3
France	57	+1	-6	+2
Italy	177	+2	-25	-38
Spain	101	+1	-11	-9
Portugal	67	+3	-5	-37
Greece	122	-2	-19	-81



Commodities				
	Close	% Change		
		Day	4 Weeks	End 22
Brent Oil	82.45	+0.16	-6.38	-4.03
West Texas Oil	78.35	+0.32	-7.37	-2.26
Gold \$	1998.4	+1.07	+1.43	+9.54

This publication is for information purposes and is not an invitation to deal. The information is believed to be reliable but is not guaranteed. Any expressions of opinions are subject to change without notice. This publication is not to be reproduced in whole or in part without prior permission. In the Republic of Ireland it is distributed by Allied Irish Banks, p.l.c. In the UK it is distributed by Allied Irish Banks, p.l.c. and Allied Irish Bank (GB). In Northern Ireland it is distributed by Allied Irish Bank (NI). In the United States of America it is distributed by Allied Irish Banks, p.l.c. Allied Irish Banks, p.l.c. is regulated by the Central Bank of Ireland. Allied Irish Bank (GB) and AIB (NI) are trade marks used under licence by AIB Group (UK) p.l.c. (a wholly owned subsidiary of Allied Irish Banks, p.l.c.), incorporated in Northern Ireland. Registered Office 92 Ann Street, Belfast BT1 3HH. Registered Number NI018800. Authorised by the Prudential Regulation Authority and regulated by the Financial Conduct Authority and the Prudential Regulation Authority. In the United States of America, Allied Irish Banks, p.l.c., New York Branch, is a branch licensed by the New York State Department of Financial Services. Deposits and other investment products are not FDIC insured, they are not guaranteed by any bank and they may lose value. Please note that telephone calls may be recorded in line with market practice.